

GB

Alcantara® is the registered trade mark of the new generation ultra-microfibre textile, exclusively produced by ALCANTARA S.p.A. Elegant and functional at the same time, it combines qualities such as softness, refinement and richness of colour, added to special features of stain resistance and ease of maintenance.

It can be used in innovative and prestigious ways in furnishings (such as coverings for sofas, armchairs and upholstery in general) in car upholstery, in fashion and in clothing accessories.

ORDINARY MAINTENANCE

In order to preserve the beauty of sofas and armchairs, excessively vigorous cleaning of accumulated dirt should be avoided. It is therefore recommended that regular cleaning is carried out. Avoid rubbing too strongly. The use of steam machines is not recommended.

Daily cleaning

It is sufficient to dust the fabric using a soft brush, a dry cloth, or a vacuum cleaner.

Weekly cleaning

After having dusted the sofa or the armchairs, run a lightly damp white cotton cloth over them. Avoid the use of printed absorbent cloths/papers as they can release ink onto the fabric.

Yearly cleaning

If the upholstery is removable, it is recommended that you wash it in a washing-machine, following the instructions given here (general washing instructions).

If the upholstery is not removable, and it cannot be washed in a machine, it is possible to clean Alcantara®, by using specific products listed in the web-site www.alcantara.it in the section furniture/maintenance.

In the absence of the above-mentioned products, please follow the instructions below: dust the fabric with care;

dampen a soft cloth or a sponge in clean water, wring it thoroughly and run it over the whole Alcantara® fabric, making sure not to wet it excessively; rinse the cloth or sponge and repeat as necessary. Leave to dry (overnight) Once dried, in order to restore the fabric, brush it delicately with a soft bristle brush.

GENERAL WASHING INSTRUCTIONS

If it is necessary to wash thoroughly the furniture's removable upholstery, follow the washing instructions below carefully:



In case of removable upholstery, Alcantara® can be safely machine washed with water at about 30° C and a mild detergent. Spin-drying should be absolutely avoided.

If along the upholstery-edge there are Velcro fastenings, they must be protected with counter-Velcro before washing, in order not to damage the upholstery.

Once the upholstery is washed, let it dry in the open air and brush it delicately with a soft bristle brush.

Alcantara® must not be bleached with chlorine.

If necessary, Alcantara® can be ironed, making sure that a white cloth is put between the iron and the product.

The base of the iron must not reach a temperature higher than 110°C.

In case of dry cleaning, trichloroethylene must not be used and direct contact with steam machines must be avoided.

The use of the "spray extraction machine" is allowed only at low temperature.

For the cleaning of non-removable upholstery follow the instructions given in the section "yearly cleaning".

GENERAL INSTRUCTIONS FOR STAIN REMOVAL

In the case of localised stains, and when the specific products for the cleaning of Alcantara® are not available, (a list of such products is available on the web-site www.alcantara.it in the section furnishing/maintenance), the cleaning of the upholstery should only be done in accordance with the following instructions:

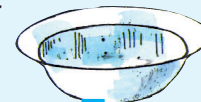
- Intervene immediately (within 30 minutes) and begin treating the stain from the outside edge into the centre in order to avoid the stain spreading;
- never pour a cleaning product directly onto the Alcantara® fabric;
- before intervening, remove any of the substance that has fallen on the upholstery: in case of thick materials (yoghurt, jam, etc.) with a spoon or a plastic spatula, in case of liquid materials with non-printed absorbent paper or a sponge;
- avoid rubbing to prevent the stain from spreading or going deep into the fabric;
- use a white cloth or a well wrung sponge for the removal of the stains;
- if you use a sponge, rinse it in clean water and wring it well between each wipe;

For the specific treatment of different types of stains and the relative materials that should be used, follow the instructions given herein.

Water-soluble stains


It is recommended that you use the specific products for Alcantara® cleaning, (a list of which is available on www.alcantara.it in the section furnishing/maintenance); if they are not at your disposal, it is recommended, depending on the type of stain, that you should use water, lemon juice, or pure ethyl alcohol (from liquors) and follow the instructions below:

Fruit juice, jam, jelly, syrup, ketchup:
use lukewarm water, rinse by dabbing with clean water.




Blood, egg, excrement, urine:
use cold water; avoid warm water because it makes these substances coagulate, rinse by dabbing with clean water.


Liquors, alcoholic beverages, wine, beer, coke and tea:
use lukewarm water; if the colour mark remains, treat it with lemon juice and then rinse it well.



Copying pencil, cocoa, chocolate, pastry with cream or chocolate, ice-cream, mustard:
use lukewarm water; rinse by dabbing with clean water.



Vinegar, hair gel, tomato sauce, coffee with sugar: use lemon juice and then wipe with lukewarm water rinse by dabbing with clean water.




Stains non soluble in water

It is recommended that you should use the specific products for Alcantara® cleaning, (a list of which is available on www.alcantara.it in the section furnishing/maintenance); if they are not at your disposal, it is recommended, depending on the type of stain, that you use water, lemon juice or pure ethyl alcohol (from liquors) and follow the instructions below.


Lipstick, foundation, mascara, eye-shadow, perfume, shoe polish, oil and grease in general, grass stains and felt tips in general (including the indelible kind):

rub with ethyl alcohol, then with water and rinse. For grass stains and felt tips, which are quite difficult to remove, especially on light colours, it is necessary to intervene as soon as possible in order to prevent them from becoming too "dry".



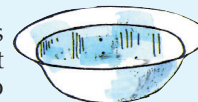
Chewing-gum and wax:

put a plastic bag full of ice on the stain; when the material becomes hard remove the pieces and then treat with ethyl alcohol.




Resistant stains

Repeat the above described treatments as often as necessary. Even stains that are not soluble in water often require to be treated afterwards with water.



Old stains of unknown origin

First of all treat with lukewarm water, then rinse by dabbing them with clean water. If you see that the stain begins to dissolve with water, repeat the treatment as often as necessary; let it dry and, if necessary treat with ethyl alcohol.



Trademarks and certification

